


# Flipdeck®

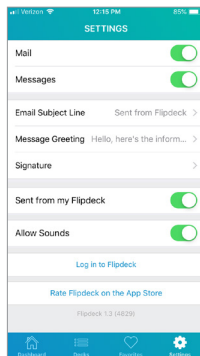
## Connect your account to Flipdeck iOS®

Did you know that you can connect the Flipdeck iOS app with any type of Flipdeck account? Share the right content quickly with access to centralized content feeds, send cards via text message, download decks for offline access, push content to your online account, and more — all with a fast and fluid iPhone® experience. Here's how to get started:




### Add the Flipdeck app connector option

Contact us to add the app connector option to your account. If you don't have an account, we can help you get set up.



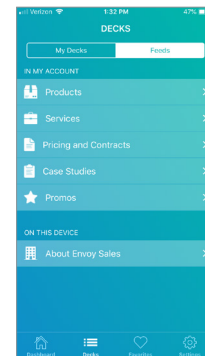
### Sign in to your account

Open the app. Touch Settings and select Log in to Flipdeck. Use your credentials to sign in to your Flipdeck account.



### Download the Flipdeck app

Visit the App Store and download the latest version of the Flipdeck iOS app.



### Now you're connected!

You'll now see content from your account under Feeds. Use native iOS controls to download and upload content, send cards via text, and more.

## Contact

Email [support@flipdeck.com](mailto:support@flipdeck.com) to add the Flipdeck app connector option to your existing account. Have questions or need to set up a new account? Email us at [info@flipdeck.com](mailto:info@flipdeck.com) or call us at **408.354.6051**. We're happy to help.

© 2018 All rights reserved. Flipdeck® is a registered trademark of Presentek, Inc.